

Edo Cultural Center

Japanese Language School



since 1984

Edo Cultural Center





Japanese Classes



Japanese Classes



Field Trip




Hie Shrine (Akasaka)



Tokyo Disney Land



Fuji-Q High Land



BBQ Party



Bowling



Asakusa kaminarimon

Summer Special Short Course

Students from Turkey, Thailand, Taiwan, Korea and many more countries have joined this course. They enjoyed not only Japanese learning but also cultural experiences, such as exchanging with Japanese university students, visiting a famous shrine and taking calligraphy lessons..



Classes for Special Short Course



Exchange with Hosei University Students



Visiting 'Jump' Editorial Office



Tokyo Sky Tree (Asakusa)




Tokyo Disney Sea

Winter Special Short Course

College Students from America studied Japanese for a month in January 2012.
Also Korean and Taiwanese students joined 2 weeks course before.



New Year's Visit to a Shrine (Hatsumoude)





Corporate Visit



Flower Arrangement



Closing Ceremony

Japanese Cultural Experiences



Tea Ceremony




Visiting Sumo Stable



Calligraphy



Wearing KIMONO



Flower Arrangement

Graduation Ceremony







Dormitories

Kasai Dormitory

- Place: Kasai, Edogawa-ku
- Closest Station: Kasai
Tokyo Metro Tozai Line
13min. walk from Kasai Station
- Rent: 35,000 yen~/1 month (Utilities are included)
- Room Type: Rooms shared by 2 people
(Bed, Refrigerator, A/C, Desk and Chair,
Internet Connection is Available)
- Facilities (Shared Space):
Bathroom / Kitchen / Dining Room / Toilet /
Washing machine / Meeting Room / Lounge



- Supermarkets and other useful stores are around
- Over 60% people living in there is Japanese then provides you the atmosphere to study Japanese!





Dormitories

Aoyama Students House for Female

- Place: Aoyama 2 Chome, Minato-ku
- Closest station: Aoyama-itchome
Tokyo Metro Hanzomon & Ginza Lines
5 min. walk from Aoyama-Itchome Station
- Rent : 50,000JPY / 1 month
- Room type:
Rooms shared by 2 people or 3 people or
Single room (Bed, A/C, Internet
connection is available and Utilities are
included)
- Facilities (Shared Space)
Bathroom / Kitchen / Toilet / Washing
Machine / Refrigerator / TV / Washstand /
Microwave / Rice cooker



Around the School

Akasaka is a gateway to Japan's political scene making it easily accessible to the National Diet Building, Prime Minister's Office, various ministries, even the nearby palace of the Crown Prince and Princess. The newly redeveloped Akasaka district covers a wide area of hotels, foreign businesses, embassies and bars and restaurants.



National Diet Building



Inside the Diet Building



Imperial Palace



Prime Minister's Office

Akasaka Area



Hie Shrine



Tokyo Tower



TBS
(TV Station)



Akasaka Sacas
(Entertainment complex)



Roppongi Area

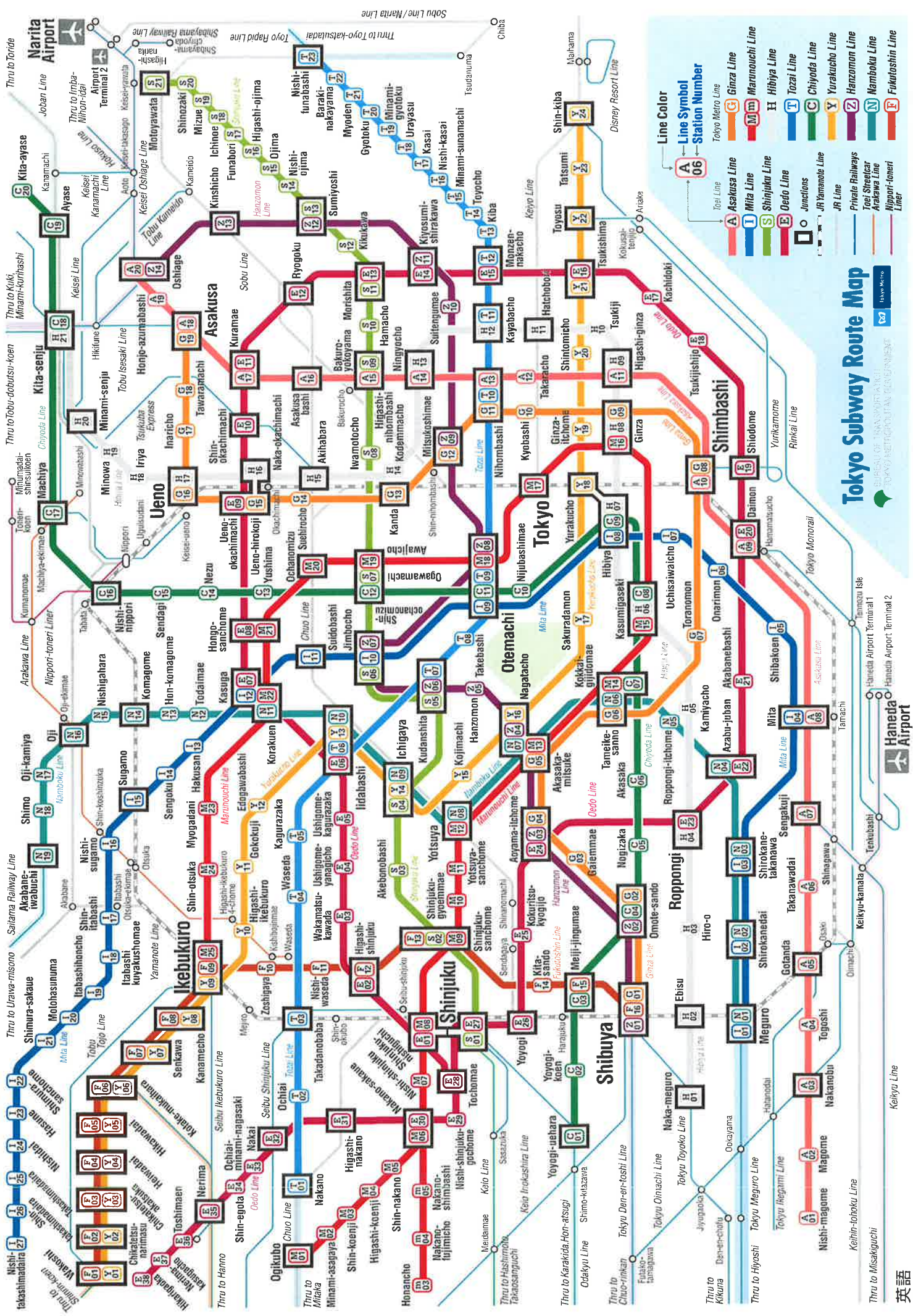
Roppongi is home to embassies, foreign companies and also the center of the urban redevelopment projects, Roppongi Hills and Tokyo Midtown. It is truly an international district for business and entertainment, conveniently located within a walking distance from school.



Roppongi Hills



Tokyo Midtown



Tokyo Subway Route Map

BUREAU OF TRANSPORTATION
TOKYO METROPOLITAN GOVERNMENT

Shinjuku
Yamanote Line
Chuo Line
Tokaido Line
Keihin-Tohoku Line
Keio Line
Tokai Line
Toei Line
Nishi-Toei Line
Toei Mita Line
Toei Shinjuku Line
Toei Asakusa Line
Toei Marunouchi Line
Toei Hibiya Line
Toei Tozai Line
Toei Chiyoda Line
Toei Yamanote Line
Toei Yurakucho Line
Toei Hanzon Line
Toei Nambu Line
Toei Fukutoshin Line

Shinjuku
Yamanote Line
Chuo Line
Tokaido Line
Keihin-Tohoku Line
Keio Line
Tokai Line
Toei Line
Nishi-Toei Line
Toei Mita Line
Toei Shinjuku Line
Toei Asakusa Line
Toei Marunouchi Line
Toei Hibiya Line
Toei Tozai Line
Toei Chiyoda Line
Toei Yamanote Line
Toei Yurakucho Line
Toei Hanzon Line
Toei Nambu Line
Toei Fukutoshin Line

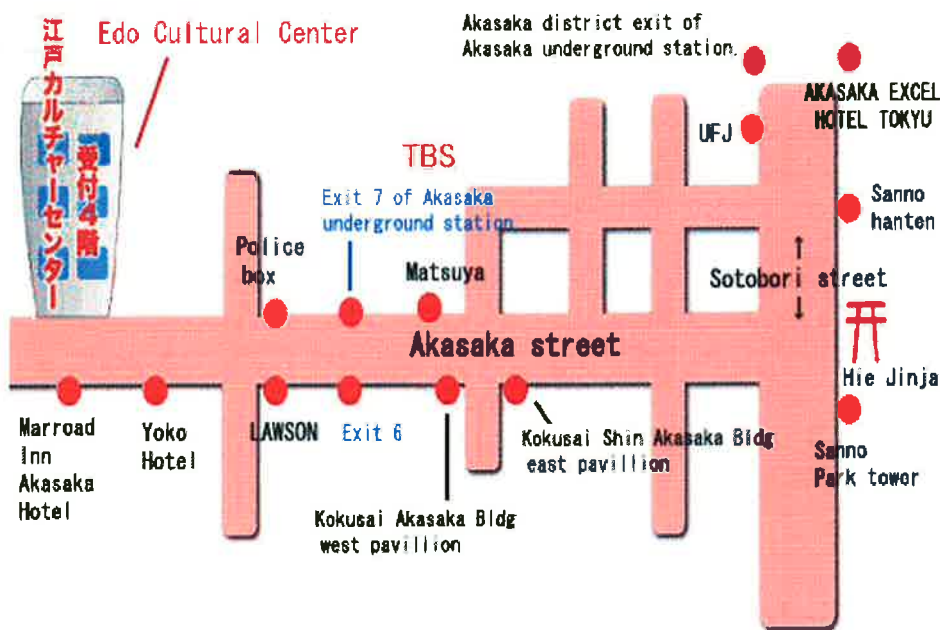
Shinjuku
Yamanote Line
Chuo Line
Tokaido Line
Keihin-Tohoku Line
Keio Line
Tokai Line
Toei Line
Nishi-Toei Line
Toei Mita Line
Toei Shinjuku Line
Toei Asakusa Line
Toei Marunouchi Line
Toei Hibiya Line
Toei Tozai Line
Toei Chiyoda Line
Toei Yamanote Line
Toei Yurakucho Line
Toei Hanzon Line
Toei Nambu Line
Toei Fukutoshin Line

Shinjuku
Yamanote Line
Chuo Line
Tokaido Line
Keihin-Tohoku Line
Keio Line
Tokai Line
Toei Line
Nishi-Toei Line
Toei Mita Line
Toei Shinjuku Line
Toei Asakusa Line
Toei Marunouchi Line
Toei Hibiya Line
Toei Tozai Line
Toei Chiyoda Line
Toei Yamanote Line
Toei Yurakucho Line
Toei Hanzon Line
Toei Nambu Line
Toei Fukutoshin Line

Access to Edo Cultural Center



【Access to Edo Cultural Center】



<Chiyoda subway line>

Akasaka station: 6mins walk
Nogizaka station: 6mins walk

<Ginza subway line>

Akasakamitsuke station:
16mins walk

<Marunouchi subway line>

Akasakamitsuke station:
16mins walk

<Hibiya subway line>

Roppongi station:
14mins walk

<Toei Oedo line>

Roppongi station:
14mins walk

【Access from Narita Airport】

《by Airport Limousine》

Narita Airport—Excel Hotel Tokyu, Akasaka

Travel hours : 80 ~ 120mins

Fare : 3000 JPY/one way

※It takes about 10mins on foot from the hotel to Edo Cultural Center

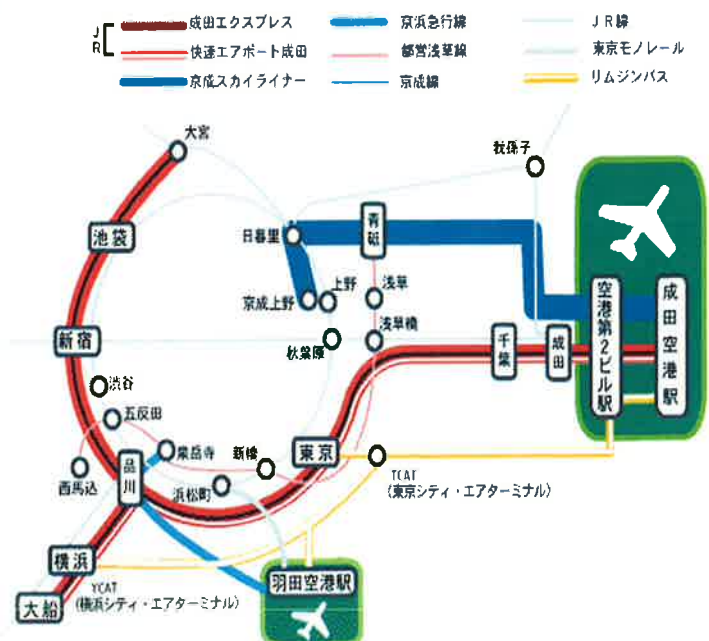
《Narita Express》

Narita Airport—Tokyo Station

Travel hours : about an hour

Fare : 2940JPY/one way

※It takes about 15mins from Tokyo Station to Akasaka Station



Welcome to Edo Cultural Center



Let's study Japanese with us!!!

学校紹介

(About Edo Cultural Center)

What is Edo Cultural Center?

Edo Cultural Center Japanese Language School was founded in 1984. Since then, more than 10,000 students from over 70 countries have completed our courses. In recent years, the pace at which the global community has been advancing has been quite amazing and communication between people from all parts of the globe will continue to be very important in the coming years as well. Accordingly, Edo Cultural Center will continue to disperse its message and spread information about Japan through the Japanese language.

Origin of the name of "Edo Cultural Center"

Today, Japanese people are often described as having the fundamental characteristics of being ambiguous, noncommittal, and vague, while at the same time being very diligent, and these traits as well as Japanese social traditions and systems began to take root during the Edo Era. We therefore named the school "The Edo Cultural Center" with the hope that many would acquire a deeper understanding of Japanese people, who are generally regarded as being mysterious and often incomprehensible in the eyes of non-Japanese.

School Location

Edo Cultural Center is conveniently located in Akasaka in downtown Tokyo. Next to the School, numerous head offices of leading Japanese corporations are aligned in a row, including TBS, one of the top four TV stations in Japan. In nearby Roppongi and Azabu, both about a 20-minute walk from the School, are countless embassies and foreign corporations - with securities and banking related companies being particularly prominent in the area. Akasaka features a unique mixture of both traditional Japanese culture and the modern culture of Japan today. A most truly exciting and ideal place to stay in while you're learning the Japanese language!





Edo Cultural Center

Japanese Language School

“Learn Japanese in the Center of Tokyo”

Edo Cultural Center Japanese Language School was founded in 1984. Since then, more than 10,000 students from over 70 countries have completed our course. Why don't you learn Japanese and broaden your horizons? We are here to help you!



Long-Term Student Visa Course

If you would like to study the Japanese language for more than 6 months in Japan you can try to apply for the Student Visa. Preparatory Course (students who aim to enroll higher education in Japan after graduated) and General Course (students who aim to get a job in Japan or back to their own country after graduated) is available.

○**Entrance Period:** 4 times every year (January, April, July and October)

○**Levels:** Beginner 1 & 2, Intermediate 1, 2 & 3, Advanced 1&2, Special 1 & 2

○**Class hours:** Morning Class 9:00~12:30/Afternoon Class 13:30~17:00

You will be placed either in a morning class or an afternoon class after taking a placement test. Classes are five days a week from Monday to Friday.

○**Tuitions:** Selection fee: 30,000JPY /Entrance fee: 50,000JPY /Annual Tuition: 690,000JPY

*The fees above include facility fees and textbook fees.

Short term course

If you would like to learn the Japanese language for a period of up to 3 months, we recommend that you choose this course.

○**Entrance Period:** 4 times every year (January, April, July and October).

Entrance halfway through the term can be accepted.

○ **Levels:** Beginner 1&2, Intermediate 1&2, Advanced 1&2, Special 1&2

○**Class hours:** Morning Class 9:00~12:30

Afternoon Class 13:30~17:00

You will be placed either in a morning class or an afternoon class after taking a placement test.

Classes are five days a week from Monday to Friday.



○**Tuitions:** Entrance fee : 20,000JPY • Tuition : 150,000JPY on a 50,000JPY per month basis.

*The fees above include facility fees and textbook fees.



Edo Cultural Center

Japanese Language School

Beginner 1
(1~3 mo)

- Able to write simple *hiragana* and *katakana*
- Simple conversation about your hobby and family
- * Equivalent to JLPT Grade N5

Beginner 2
(4~6 mo)

- Guidance of direction
- Able to order from Japanese menus at a restaurant
- * Equivalent to JLPT Grade N4

Intermediate 1
(7~9 mo)

- Simple conversation with Japanese friends
- Communicate smoothly in Japanese with students of different nationalities
- * Equivalent to JLPT Grade N3

Intermediate 2
(10~12 mo)

- Talk about familiar current affairs
- Able to do shopping by explaining what you want to shop clerks
- * Equivalent to JLPT Grade N2
- * Begin preparation for EUJ

Intermediate 3
(1.1~1.3 yr)

- Internet search, hotel booking and travelling alone
- * Equivalent to JLPT Grade N2
- * Prepare for university entrance exam (Basic)

Advanced 1
(1.4~1.6 yr)

- Discuss with native Japanese speakers regarding topics from TV news and newspapers
- Understand Japanese movies
- * Equivalent to JLPT Grade N1

Advanced 2
(1.7~2 yr)

- Understand technical contents
- Presentation and Discussion
- * Equivalent to JLPT Grade N1
- * Prepare for university entrance exam (Practical)
- * Guidance on university entrance exam according to universities
- * Interview practice in Japanese



Edo Cultural Center

Japanese Language School

Entrance Step for the College Student Visa Course

	January Entry	April Entry	July Entry	October Entry
Submitting Application Forms (including an interview)	Middle of July	End of August	Middle of January	Middle of March
Preparing Documents	August	End of September	February	April
Submitting Applications to Edo Cultural Center	End of August	End of October	End of February	End of April
Submitting Applications to Tokyo Regional Immigration Bureau	End of September	End of November	End of March	End of May
Notifying the Results of the Application	End of November	End of February	End of May	End of August
<p>Notification of the result to applicant along with notice to pay the entrance fee and tuition</p> <p>↓</p> <p>Receipt of payment</p> <p>↓</p> <p>Delivery of the Certificate of Eligibility and Enrollment permit to applicant</p> <p>↓</p> <p>Application for college student visa at nearest Japanese embassy (consulate)</p> <p>↓</p> <p>Receipt of visa</p>				
Entering Japan / School	January	April	July	October

*Schedule as mentioned above may be changed every year, so please confirm at the time of submission.

Leading Universities and Vocational Schools where our graduates have gone

大学院 (Graduate School)

東京大学大学院(The University of Tokyo) 早稲田大学大学院(Waseda University)
日本大学大学院(Nihon University) 東京学芸大学大学院(Tokyo Gakugei University)
東京工業大学大学院(Tokyo Institute of Technology) 杏林大学大学院(Kyorin University)
上智大学(Sophia University) 首都大学(Tokyo Metropolitan University) 東京造形大学(Tokyo Zokei University)
同志社大学大学院(Doshisha University) 九州大学大学院(Kyushu University) 東北大学(Tohoku University)
京都情報大学院大学(Kyoto College of Graduates Studies for Informatics)

大学 (Undergraduate School)

東京大学(The University of Tokyo) 早稲田大学(Waseda University) 上智大学(Sophia University)
慶應義塾大学(Keio University) 筑波大学(University of Tsukuba) 明治大学(Meiji University)
日本大学(Nihon University) 東京経済大学(Tokyo Keizai University) 国士舘大学(Kokushikan University)
お茶の水女子大学(Ochanomizu Women's University) 東京外国語大学(Tokyo University of Foreign Studies)
東京海洋大学(Tokyo University of Marine Science and Technology) 中央大学(Chuo University)
東京国際大学(Tokyo International University) 首都大学(Tokyo Metropolitan University)
東京電機大学(Tokyo Denki University) 立命館大学(Ritsumeikan University)
多摩美術大学(Tama Art University) 武蔵野美術大学(Musashino Art University)
東京農業大学(Tokyo University of Agriculture) 大東文化大学(Daito Bunka University)
東洋大学(Toyo University) 拓殖大学(Takushoku University) 和光大学(Wako University)

専門学校 (Vocational School)

ハリウッド美容専門学校(Hollywood Fashion & Beauty University)
日本スクールオブビジネス(Nihon School of Business)
東京外語専門学校(Tokyo Foreign Language College) 日本工学院専門学校(Nippon Engineering College)
武蔵野調理師専門学校(Musashino Cooking College) 文化服装学院(Bunka Fashion College)
日本デザイナー学院(Nippon Designers Institute) 大阪 YMCA 専門学校(Osaka YMCA International College)

Our graduates went on more than 400 universities and vocational school/colleges!

Preparatory Courses for Graduate Schools and Top Universities



Edo Cultural Center
Japanese Language School



Edo Cultural Center Japanese Language School was founded in 1984 following the approval of the Japanese government. Since then, more than 10,000 students from over 70 countries have completed our course. We proudly keep a high advancement rate to Japanese universities, graduate schools and vocational colleges.

Akasaka, where Edo Cultural Center calls home, is located in the center of Tokyo overlooking the Imperial Palace. It is a famous spot among youngsters with a TV station and prominent universities in the vicinity. Akasaka is adjacent to the political

center, home to the National Diet Building and Prime Minister's Office and is undoubtedly a very safe area.

Preparatory Course for Graduate Schools

Long-term course specifically designed to prepare students for entrance to Japanese graduate schools. The main objective is to help students acquire academic Japanese necessary **to pass graduate school entrance examinations or to comprehend with what is taught at graduate school upon admission.** It will also focus on key elements for successful acceptance such as **advise on 'research papers' writing or oral exam preparations.**



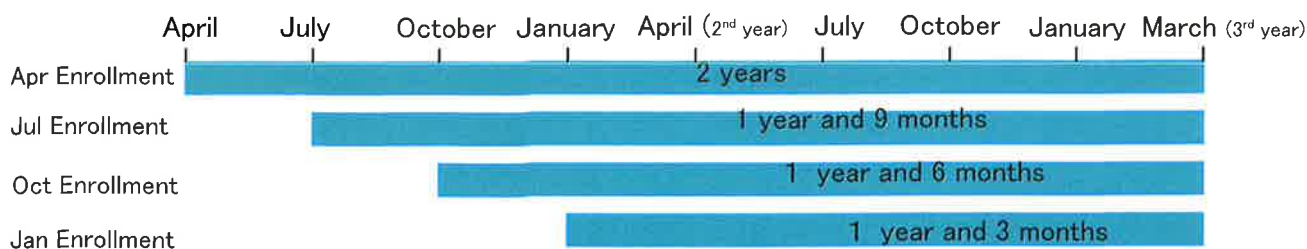
Counseling & Guidance :

- Acquire knowledge about Japanese graduate school systems and a selection of graduate schools.
- How to gather information about graduate schools and browse graduate school websites.
- How to write mail and letters to graduate school professors and manners for visit and contact.
- How to write research papers.

- Preparation for oral and writing exams.
- How to prepare and write application forms.
- Teach Japanese required for admission to graduate schools such as research papers, seminar presentation and essay writing.

Classes : 20 hours / week

Study period :



Preparatory Course for Top Universities

Long-term course aimed to prepare students for entrance to **one of the top Japanese universities** such as the University of Tokyo, Kyoto University, Waseda University, Keio University and etc.

The main objective is to help students acquire academic abilities necessary to enter universities such as **Examination for Japanese University** (test subjects include Japanese as a Foreign Language, Science, Japan and the World, and Mathematics).



Guidance details :

Liberal Arts	Applicants for Humanities and Social Science	Japanese, General subject (Politics • Economy • Geography and History), Mathematics, English
Science	Applicants for Natural Science	Japanese, Mathematics, Science (Physics, Chemistry, and Biology), English

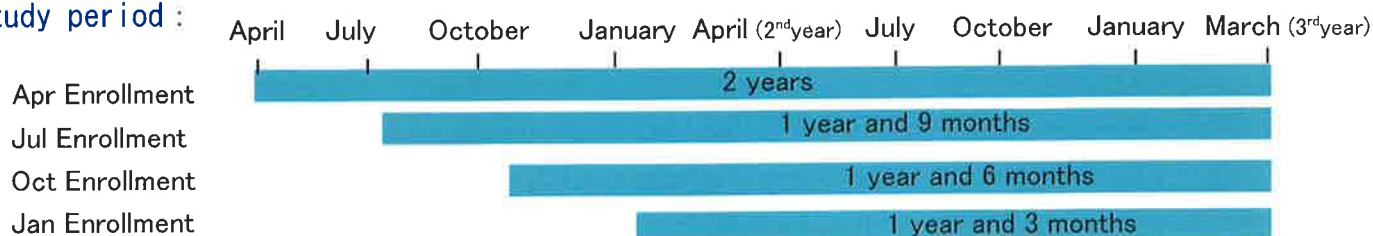
※Students **can select** other subjects than Japanese **based on their needs**.

Classes : 24 hours / week



※Students **can choose to add as many classes as necessary** in line with their purpose or study period.

Study period :



List of Graduate Schools and Universities

《Graduate schools》 The Univ of Tokyo, Waseda Univ, Nihon Univ, Tokyo Gakugei Univ, Tohoku Univ, Sophia Univ, Tokyo Metropolitan Univ, Doshisha Univ, etc.

《Universities》 The Univ of Tokyo, Waseda Univ, Sophia Univ, Keio Univ, Tsukuba Univ, Meiji Univ, Ochanomizu Univ, Nihon Univ, Tokyo Univ of Foreign Studies, Tokyo Univ of Marine Science and Technology, Tokyo Metropolitan Univ, Tokyo Univ of Agriculture, Hosei Univ, etc. ※We can recommend students with good academic records for admission to the designated schools.



Edo Cultural Center

Japanese Language School

江戸カルチャーセンター日本語学校

7-10-9 Akasaka, Minato-ku, Tokyo, 107-0052, JAPAN

Tel : +81-3-3589-0202 Fax : +81-3-3589-0233

E-mail : info@edocul.com URL : <http://www.edocul.com>





Edo Cultural Center

Japanese Language School

Required Documents for the Long-Term Student Visa Course

For the applicant

1. Application Form for School Admission (Edo Cultural Center format)
2. Personal Records (Edo Cultural Center format)
3. Purpose of studying Japanese (Edo Cultural Center format)
4. Original copy of diploma from the educational institution graduated most recently
5. Verification of attendance of the school which you are presently attending
6. Verification of the expected graduation from the school which you are presently attending
7. Verification of grades from the school most recently attended
8. Certificate of studying Japanese (Not required for college graduates).
 - Certificate of studying Japanese language with 150 hours or more of study from the educational institution, or Certificate of JLPT.
 - Such items as study hours, study period with start and finish dates, attendance record in percentage, and grades are required on a certificate of studying Japanese language.
9. 8 photographs (3cm x 4cm)
10. Photocopy of your passport (If you have one)

For the financial guarantor

1. Statement of Accepting Responsibility for Payment (Edo Cultural Center format)
2. Official document showing relationship between the applicant and financial guarantor, eg. Family register certificate, or Notarized Birth Certificate, etc.
3. Certificate of bank account balance
4. Certificate of employment (In case the guarantor is an employee of an organization)
5. Certified copy of company registration (In case the guarantor is a member of board of directors)
6. Business license certificate (In case the guarantor owns a business)

<In case a financial guarantor is Japanese or applicant's relative residing in Japan>

1. Statement of Accepting Responsibility for Payment (Edo Cultural Center format)
2. Resident card (Family Register Certificate of all family members)
3. Official document showing relationship between the applicant and the financial guarantor
4. Certificate of bank account balance
5. Certificate of employment
6. Resident tax certificate
7. Passport (in case the financial guarantor is an alien living in Japan)
8. Certificate of Alien Registration (In case the financial guarantor is an alien living in Japan)

***Documents other than the above mentioned might be required.**

8 Photos
(3×4)

Edo Cultural Center

Application Form for School Admission

Please fill in the form completely.
Write official and registered name only. Do not use abbreviation.
Please use x to check appropriate choices.

1. Full Name: _____
Family Given Middle
2. Nationality: _____ 3. Gender: ☐ Male ☐ Female
4. Date of Birth: _____
Year Month Day 5. Place of Birth (city): _____
6. Marital Status: ☐ Married ☐ Single 7. Occupation: _____
8. Present Address: _____
9. Telephone number: Home: _____ Mobile: _____
10. Do you have a Passport?: ☐ Yes ☐ No ☐ Applying
- a. Passport Number: _____ b. Issuing Authority: _____
- c. Date of Issue: _____ d. Date of Expiration: _____
Year Month Day Year Month Day
15. Place to apply for visa: _____ 16. Past entry into Japan: ☐ Yes (_____ times) ☐ No
17. Total period of education (from elementary school to last educational institution): _____ Years
18. Education (last education or present school);
- a. Registered enrollment: ☐ Graduated ☐ In school ☐ Temporary absence ☐ Withdrew from school
- b. ☐ Doctor ☐ Master ☐ Bachelor ☐ Junior College ☐ College of Technology
☐ Senior high school
- c. Name of school: _____
- d. Date of graduation or expected graduation: _____
Year Month Day

Sponsor's Information

Full Name: _____
Family Given Middle

Address: _____

Telephone number: _____ Occupation: _____

Name of the company: _____

Address of the company: _____

Telephone number of the company: _____

Annual income: _____ Relationship with the applicant: _____

履 歴 書

Personal Records

- 1 国籍 : 2 氏名 :
 Nationality Name Family Middle Given
- 3 生年月日 :年(Y).....月(M).....日(D) 性別(Sex) :男(Male) /女(Female).....
 Date of Birth
- 4 配偶者の有無 :既婚 (Married) /未婚 (Unmarried) (配偶者氏名 :)
 Marital Status Spouse's Name
- 5 住所(Address) :

6 学歴 (Educational Background) (from elementary school to last school)

学校名 Name of school	住所 Address	入学年月日 Date Entered	卒業年月日 Date Graduated
		/ Y /M	/ Y /M
		/ Y /M	/ Y /M
		/ Y /M	/ Y /M
		/ Y /M	/ Y /M
		/ Y /M	/ Y /M
		/ Y /M	/ Y /M

7 日本語学習歴 (Experience of Studying Japanese Language)

学校名 Name of school	住所 Address	入学年月日 Date Entered	卒業年月日 Date Graduated
		/ Y /M	/ Y /M
		/ Y /M	/ Y /M
		/ Y /M	/ Y /M

8 職歴 (Occupational history) (Chronological Order)

会社名 Name of Company	住所 Address	入社年月日 Date Employed	退職年月日 Date Resigned
		/ Y /M	/ Y /M
		/ Y /M	/ Y /M
		/ Y /M	/ Y /M
		/ Y /M	/ Y /M

履 歴 書

Personal Records

9 家族情報 (Family information)

氏名 Name		続柄 Relationship		生年月日 Date of Birth	/Y /M /D
住所 Address					
職業 Occupation		配偶者の有無 Marital Status	既婚(Married) / 未婚(Unmarried)		
氏名 Name		続柄 Relationship		生年月日 Date of Birth	/Y /M /D
住所 Address					
職業 Occupation		配偶者の有無 Marital Status	既婚(Married) / 未婚(Unmarried)		
氏名 Name		続柄 Relationship		生年月日 Date of Birth	/Y /M /D
住所 Address					
職業 Occupation		配偶者の有無 Marital Status	既婚(Married) / 未婚(Unmarried)		
氏名 Name		続柄 Relationship		生年月日 Date of Birth	/Y /M /D
住所 Address					
職業 Occupation		配偶者の有無 Marital Status	既婚(Married) / 未婚(Unmarried)		
氏名 Name		続柄 Relationship		生年月日 Date of Birth	/Y /M /D
住所 Address					
職業 Occupation		配偶者の有無 Marital Status	既婚(Married) / 未婚(Unmarried)		
氏名 Name		続柄 Relationship		生年月日 Date of Birth	/Y /M /D
住所 Address					
職業 Occupation		配偶者の有無 Marital Status	既婚(Married) / 未婚(Unmarried)		
氏名 Name		続柄 Relationship		生年月日 Date of Birth	/Y /M /D
住所 Address					
職業 Occupation		配偶者の有無 Marital Status	既婚(Married) / 未婚(Unmarried)		

10 日本への出入国歴 (Past entry into Japan) (Chronological Order)

入国日 Date of Entry	出国日 Date of Departure	在留資格 Visa Status	入国目的 Purpose of Entry
/Y /M /D	/Y /M /D		
/Y /M /D	/Y /M /D		
/Y /M /D	/Y /M /D		
/Y /M /D	/Y /M /D		
/Y /M /D	/Y /M /D		

11 留学目的 (Purpose of studying Japanese)

.....

.....

.....

.....

.....

.....

.....

.....

.....

.....

.....

.....

.....

.....

.....

.....

.....

.....

.....

.....

12 学習後の計画 (Plan after completing the course)

進学 (Go further education) / 就職 (Attain job) / 自営 (Self-Management) / その他 (Others)

(1) 進学先希望名 : 希望専攻科目 (Major Subject) :
 Name of University/College where you want to enter

(2) 被雇用先企業名 : 業種 (Type of Business) :
 Name of company to be employed

被雇用先住所 :
 Address of company to be employed

(3) 自営 (Self-Management)
 業種 (Type of Business) : 資金調達方法 :
 Means of raising funds

事業先住所 :
 Address of company

(4) その他 (Others) :

I, hereby declare that the above statements are true and correct.

(上記の事項はすべて事実であり、私が直筆したものであることを誓約いたします。)

記入日 (Date filled) : / 年(Y) / 月(M) / 日(D)

申請者署名 (Signature of Applicant) :

Statement of Accepting Responsibility for Payment 経 費 支 弁 書

日本国法務大臣殿 Dear Japanese Minister of Justice,

(Please indicate the information of the applicant of Pre-College Student Visa)

Nationality (国籍) : _____

Name of the Applicant (氏名) Family: _____ Given: _____

Date of Birth: (生年月日) _____ /Year _____ /Month _____ /Day (Male・男 / Female・女)

This to certify that I am the financial sponsor when the person named above enter in Japan. I, therefore, make explanation of the details below and pledge that the full payment shall be made.

(私は上記の者の経費支弁者として、下記の通り説明し誓約いたします。)

NOTE

1. Reason for accepting responsibility as a sponsor (支弁理由) :

(Indicate the reason for accepting responsibility and the relationship bet. the applicant and the sponsor)

2. Contents of the responsibility as the sponsor (支弁内容) :

I, (print the sponsor's name) _____ pledge that I will make a full payment of expenses which is shown below (including living expenses and the tuition for the school which the applicant intends to attend. Moreover, when the person named above makes extension of Pre-College Student Visa, I will submit documents, which clarify that I am the financial sponsor of the person.)

(私は下記の通り支弁することを誓約いたします。)

NOTE

1) Tuition (学費) : Yearly (年間) _____ 690,000 Japanese Yen

2) Living Expenses (生活費) : Monthly (月) _____ Japanese Yen

3) Means of payment during the stay in Japan (Please specify) (支弁方法)

Date Filled (記入日) : _____ /Year _____ /Month _____ /Day

Permanent Address (住所) : _____

Phone (電話) : _____

Relationship between the applicant and the sponsor (申請者との関係) : _____

Signature (Sign here) (経費支弁者署名) : _____



Edo Cultural Center Japanese Language School

7-10-9 Akasaka, Minato-ku, Tokyo 107-0052 JAPAN

Tel: +81-3-3589-0202 Fax: +81-3-3589-0233 URL: <http://www.edocul.com>

Edo Cultural Center Short Term Course

Enrollment: January, April, July and October (four times a year). Each level will be completed on a 3-month basis. If desired, entrance halfway through the term is available.

Level and Placement Test: Total 8 levels
(Beginners 1 and 2, Intermediate 1, 2 and 3, Advanced 1 and 2, Special 1)
We hold a placement test prior to lessons so that you will be able to learn effectively at your level.

Free Trial Lesson: You can observe in the class and take a free trial lesson, if desired.

Class Hours: Morning Class 9:00am to 12:30pm
Afternoon Class 1:30pm to 5:00pm
According to the results of the placement test, students will be placed in either a morning class or an afternoon class.

Tuition: (*the fee below includes textbooks, school facility and miscellaneous fees*)

A. Monthly Payment

Entrance fee:	20,000 yen
Tuition (1 month):	50,000 yen
Total:	70,000 yen

B. Three-Month Payment

Entrance Fee:	20,000 yen
Tuition (3 months):	150,000 yen
Total:	170,000 yen

※It is possible to attend a class anytime of the month although we usually recommend attending from the first date of a month. If you wish to enroll after the class begins, please make a lump sum payment of the entrance and tuition fees for subsequent months together.

Payment: Please make a payment in cash at the office or make a remittance to the account as shown below.

Name of Bank:	Sumitomo Mitsui Banking Co., Shibuya Branch
Account No. :	Savings (Ordinary) 6006346
Account Holder:	Edo Cultural Center

Edo Cultural Center

Application form for Short Term Course

3 Photos

1. Name (Family, Given):

2. Sex: Male / Female

3. Date of Birth: /Y /M /D

4. Nationality:

4. Occupation: ☐ office worker ☐ student ☐ other

Name of Company / Institution: _____

5. Current Address:

Phone:

6. Mobile Phone:

7. Email Address:

8. Previous Stay of Japan None / *Yes (Time(s))

9. Experience of Studying Japanese Language: None / *Yes (If Yes, please answer 8a to 8d the below)

10a. Name of Institution

10b. Period

/Y /M

10c. Study Hours a week

Hrs /week

10d. Total study hours

Hrs

11. How did you know Edo Cultural Center?

☐ Internet / HP

☐ by friends / acquaintances

☐ brochure / advertising display

☐ others _____

NOTE

- ※ No refunds can be made for any cancellation after your payment is completed except rejection of your apply for visa.
- ※ If your visa application is rejected all tuition fee except JPY15,750 will be refunded.
- ※ We exclude you from the school if you break the law in Japan or you truant for 3 days or more without any refund.

I, hereby agree to the above contents.

Date: _____ /Y /M /D

Signature: _____

For official use only

Why don't you study Japanese in Japan ?



Short / Long Term Course



Short Term Course

- to study for 1 to 3 months intensively
- to see Japanese life and culture with your own eyes
- to prepare for a long term study in Japan.

WHICH
DO YOU LIKE
BETTER ?

Long Term Course

- to enroll higher educations such as universities, graduates and technical schools in Japan
- to acquire Japanese language completely

information

Top 5 Reasons to study at the Edo Cultural Center

- ① Fulfilling career and higher education counseling
- ② Flexible teaching methods
- ③ Language and life tutor is provided
- ④ Students try to keep daily attendance rate over 90% as a goal
- ⑤ Variety of Activities

【Further Information】

Edo Cultural Center Japanese Language School

+81. 3. 3589. 0202

<http://www.edocul.com>

□ Annual Enrollment Periods / Terms

○ Short Term Course

April

July

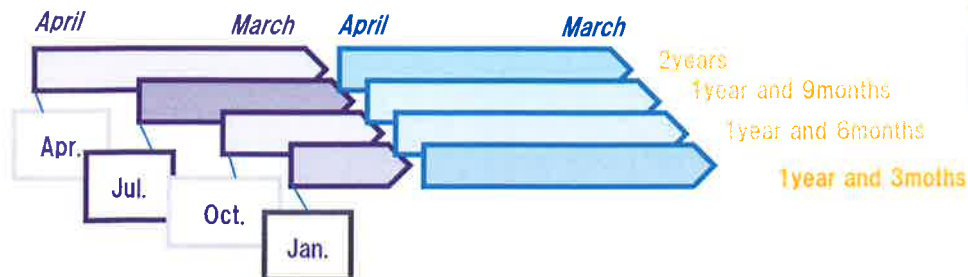
October

January

(we recommend enroll from the beginning of each term, although

○ Long Term Course

you can tell us your preferences.



□ Class

Special

The placement test and interview will be given to assess your level and decide suitable class.

Upper

Intermediate

We review your level and class at the end of each term.

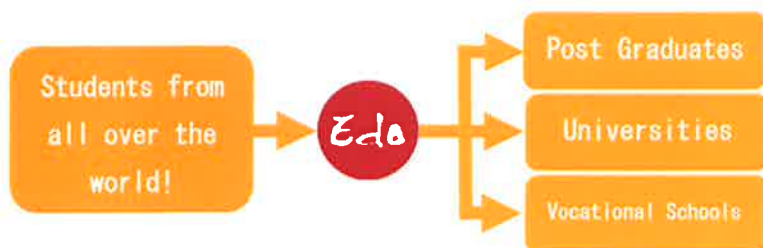
Beginner

(Long Term Course)

● Morning Class 9 : 00~12 : 30

● Afternoon Class 13 : 30~17 : 00

□ Steps to Higher Educations




EJU Prep
JLPT Prep
University Prep
Post Graduate Prep

Divided class by aim
Web lessons
Extra classes
Individual guidance

We cooperate with a lot of higher educations so that allows our students to have more options.


□ Dormitories



AOYAMA



KASAI



MACHIYA



15 min.



KASAI sta.

50min.



MACHIYA sta.

35min.

□ Fees

	LONG TERM COURSE		SHORT TERM COURSE	
	1 st year	2 nd year	1 st month	2 nd month
VISA Election Fee	30,000	—	—	—
Entrance Fee	50,000	—	20,000	—
Tuition Fee	690,000	690,000	50,000	50,000
Total	770,000	690,000	70,000	50,000

※Text book, study materials are included.

※Fee for activities is included in long term course fee.



Edo Cultural Center

Japanese Language School

江戸カルチャーセンター日本語学校

7-10-9 Akasaka, Minato-ku, 107-0052 JAPAN

TEL+81.3.3589.0202 FAX+81.3.3589.0233

Email : info@edocul.com

